

# DATABOOK

PASSENGER & LIGHT TRUCK TIRES



## ***CEAT Overview***

01 — 07

## ***CEAT Product Line-up***

08 — 26

## ***SecureDrive A/S***

09 — 10

## ***SecureDrive SUV A/S***

11 — 12

## ***CrossDrive AT & LT***

13 — 14

## ***CrossDrive HT***

15 — 16

## ***4 SeasonDrive+***

17 — 18

## ***WinterDrive***

19 — 20

## ***SportDrive***

21 — 22

## ***SportDrive SUV***

23 — 24

## ***SecuraDrive***

25 — 26

## ***Consolidated Tire Chart***

27 — 30

## ***Tire Warranty***

31 — 33



# About CEAT

CEAT, the flagship company of RPG Enterprises, was established in 1924 in Italy. Today, CEAT is one of India's leading tire manufacturers and has a strong presence in global markets. CEAT achieved the distinction of being the first tire brand worldwide to be awarded the "Lighthouse Designation" by the World Economic Forum, recognizing its Halol plant in Gujarat. Additionally, it is the 1st tire brand worldwide to have earned the prestigious Deming Grand Prize from JUSE (Union of Japanese Scientists and Engineers).

Headquartered in Mumbai, CEAT has six state-of-the-art, technologically advanced manufacturing plants and contributes to the global agenda of sustainable development through its innovative R&D centers at Halol and Frankfurt, Germany.

CEAT produces **more than 48 million high-quality tires annually**, serving both domestic and international markets, including 2-3 wheelers, passenger and utility vehicles, commercial vehicles and off-highway vehicles.

# 100

YEARS OF  
CEAT

Born amidst the Renaissance air of Italy's Turin, CEAT emerged as a symbol of Italian craftsmanship and innovation. From its first car tire in 1946 to triumphs on racing tracks, including victories of the Cistalia 204A, CEAT has etched its mark in automotive history. In 1958, a collaboration between the Tedeschi family and the Tata Group established CEAT Tires of India, Ltd., with the Bhandup factory set up the

same year. Initially nurtured under the Tata Group, CEAT found deeper roots in India. In 1981, the RPG Group embraced its legacy, propelling CEAT into global expansion. In 1996, it launched the revolutionary Maestro radial car tire, setting new standards in technology and performance.

With roots in heritage and ambition, CEAT's journey stands as a testament to the enduring spirit of collaboration and innovation. Earning prestigious awards like the Deming Grand Prize, CEAT is synonymous with tire excellence, shaping the future of mobility and safety. Today, CEAT isn't just a brand; it's a legacy in motion, constantly evolving and redefining industry standards. With CEAT, the journey never ends.





# Deming Grand Prize



In November 2023, CEAT Ltd became the first tire brand in the world to receive the prestigious Deming Grand Prize. This honor is awarded to organizations that have previously won the Deming Prize and sustained excellence in Total Quality Management (TQM) for over three years. CEAT embarked on its TQM journey over 15 years ago and was the first tire company outside Japan to win the Deming Prize in 2017. Established in 1969 by the Union of Japanese Scientists and Engineers (JUSE), the Deming Grand Prize is one of the most esteemed quality awards worldwide. CEAT is one of only 33 companies globally and the first tire brand to receive this distinction.

CEAT's customer-centric approach and superior quality standards have been crucial in earning this honor, showcasing its commitment to excellence and partnership-based success.

# Research & Development

CEAT is working towards a smarter tomorrow by investing in technological and R&D capabilities to deliver superior quality, innovative and customer-centric products.

The CEAT R&D centers in **Germany** and **India** are well-equipped with new simulation technologies and predictive testing.

An advanced stage-gate new product development system ensures customer requirements are converted into product quality. The design studios, supported by advanced design tools and simulation techniques, help ensure the right qualities are built into each product. The company's state-of-the-art test facility simulates field performance, ensuring the optimum performance of CEAT tires under a range of conditions.

# Lighthouse Designation



CEAT'S Halol and Chennai plants have been awarded the "Lighthouse Designation" by the World Economic Forum, making CEAT the first tire company in the world to join the "Global Lighthouse Network."

This certification is given to manufacturers who use Advanced Fourth-Industrial Revolution (4IR) technologies to transform factories, value chains, and business models for sustainability, productivity and empowering the workforce. The prestigious certification from the WEF confirms the unflagging commitment to innovation and quality manufacturing at CEAT.

CEAT deployed 4IR technologies such as machine learning, virtual reality and industrial IoT (Internet of Things) to ensure 100% coverage of operator touchpoints. As a result, CEAT has reduced cycle times by 20%, processing scrap by 46%, and energy consumption by 15%, leading to growth in our global and OEM sales.



European Technical Center  
Frankfurt, Germany



CEAT's State-of-the-Art  
Manufacturing Facility  
Gujarat, India



# Manufacturing

CEAT focuses on continuous improvement and innovation using digital and Industry 4.0 technologies across its plants to enhance its value chain. In addition to the Lighthouse-certified Halol plant, CEAT's Chennai warehouse, with a capacity of over a quarter of a million finished tires, features an automated tire handling system integrated with the automated warehouse. This system aims to improve delivery quality and reduce dispatch time, not manpower.

CEAT's technology initiatives, including smart factory enablement at the Chennai, Nagpur and Halol plants, have transformed traditional manufacturing into intelligent, scalable systems. These smart factories have an agile work culture and are equipped with virtual reality-based training stations to ensure faster and better operator training. The company upgraded its technology with Edge and Cloud architecture and developed a Digital Analytics Center of Excellence (CoE) with over 25 experts to solve manufacturing issues digitally.

# Global Reach

CEAT is a global tire company with a footprint across 110+ countries. The company has built a comprehensive distribution network that spans the USA, South America, all of Europe's major regions, Southeast Asia and Africa.



# Testing Facilities

## Smithers, USA – Pearsall, TX

Independent testing conducted to provide additional layers of quality and safety



## ATP, Germany

Advanced racetrack with a total of 15 circuits



## IDIADA, Spain

Design, testing, engineering and homologation services to the automotive industry worldwide



## UTAC, Finland

Market-leading group in vehicle testing, type approval and emerging technologies for autonomous, connected and electric vehicles



## DEKRA, France / IFV, Germany

Provides homologation and validation tests based on a global service approach





# OEM Relationships

The quality and dependability of CEAT tires has not gone unnoticed in the global automotive industry, as many manufacturers choose to roll their new vehicles off the production line on CEAT tires.



mahindra



# CEAT

PRODUCT LINE-UP





# SecureDrive A/S

M+S

The SecureDrive A/S incorporates an innovative new age compound for outstanding performance and durability with a multipitch tread pattern that provides a comfortable, quiet ride.



EXCELLENT TRACTION IN WET CONDITIONS



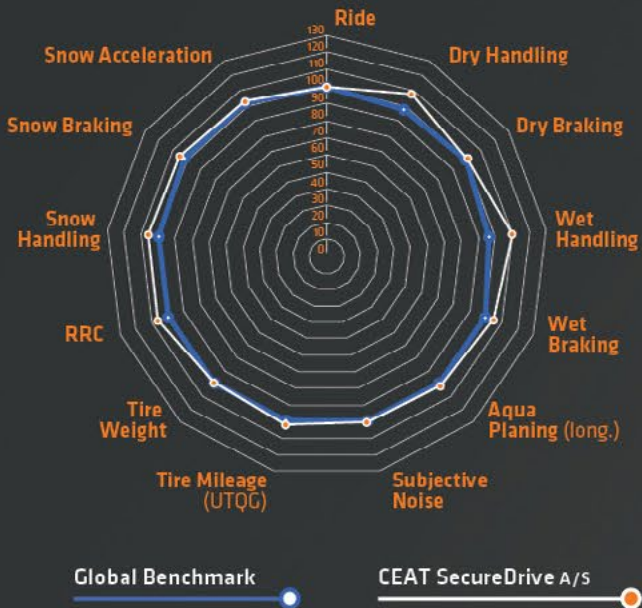
SUPERIOR GRIP AND BRAKING IN RAIN AND SNOW



REDUCED TIRE NOISE



HIGH MILEAGE



PRODUCT CODE	TIRE SIZE	LOAD / SPEED INDEX	RIM WIDTH [RANGE]	SW [INCH]	OD [INCH]	TREAD DEPTH [INCH / 32ND]	REVS PER MILE [45 MPH]	MAX LOAD [LBS]	MAX IP [PSI]	UTQG RATING
113412	185/65R15	88 / H	5.0 - 6.5	7.4	24.4	10	886	1235	44	800 B A
113413	195/65R15	91 / H	5.5 - 7.0	7.9	25	10	871	1356	44	800 B A
113414	205/55R16	91 / H	5.5 - 7.5	8.4	24.9	10	840	1356	44	840 B A
113418	205/60R16	92 / H	5.5 - 7.5	8.2	25.7	10	813	1389	44	840 B A
113426	205/65R16	95 / H	5.5 - 7.5	8.2	26.5	10	821	1521	44	840 B A
113427	215/45R17	91 XL / H	7.0 - 8.0	8.4	24.6	10	865	1356	50	840 B A
113428	215/50R17	95 XL / H	6.0 - 7.5	8.9	25.5	10	843	1521	50	840 B A
113429	215/55R16	97 XL / H	6.0 - 7.5	8.9	25.3	10	857	1609	50	840 B A
107841	215/55R17	94 / V	6.0 - 7.5	8.9	26.3	10	821	1477	44	840 B A
113430	215/60R16	95 / H	6.0 - 7.5	8.7	26.1	10	834	1521	44	840 B A
113431	225/45R17	94 XL / H	7.0 - 8.5	8.9	25	10	860	1477	50	840 B A
113432	225/50R17	98 XL / H	6.0 - 8.0	9.2	25.9	10	837	1653	50	840 B A
113433	225/55R17	101 XL / H	6.0 - 8.0	9.2	26.8	10	811	1819	50	840 B A
113434	235/40R19	96 XL / V	8.0 - 9.5	9.5	26.4	10	805	1565	50	840 B A
113435	235/45R18	98 XL / H	7.5 - 9.0	9.3	26.3	10	816	1653	50	840 B A
113436	235/50R18	97 / H	6.5 - 8.5	9.6	27.3	10	795	1609	44	840 B A





# SecureDrive SUV A/S

M+S

Get the best of both worlds on SecureDrive A/S SUV tires offering a balance of comfort, performance and durability for highway driving as well as light off-roading.



REDUCED  
BRAKING  
DISTANCE



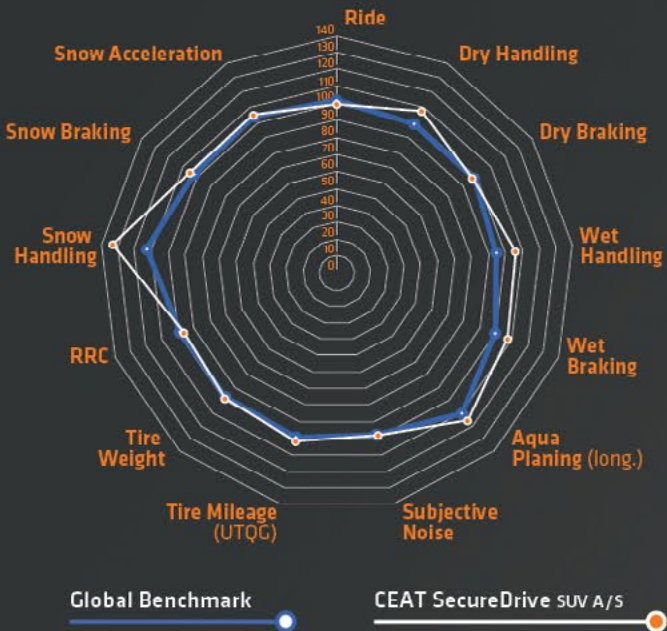
EXCELLENT  
CONTROL



EXCELLENT  
TRACTION IN  
WET CONDITIONS



SMOOTH  
RIDE



PRODUCT CODE	TIRE SIZE	LOAD / SPEED INDEX	RIM WIDTH [RANGE]	SW [INCH]	OD [INCH]	TREAD DEPTH [INCH / 32ND]	REVS PER MILE [45 MPH]	MAX LOAD [LBS]	MAX IP [PSI]	UTQG RATING
113384	215/55R18	95 / H	6.0 - 7.5	8.9	27.3	10.9	791	1521	44	840 B A
113385	215/65R16	98 / H	6.0 - 7.5	8.7	27	10.9	805	1653	44	840 B A
113386	215/65R17	103 XL / H	6.0 - 7.5	8.7	28	10.9	779	1929	50	840 B A
113387	225/55R18	98 / H	6.0 - 8.0	9.2	27.8	10.9	781	1653	44	840 B A
113388	225/60R17	99 / H	6.0 - 8.0	9	27.6	10.9	793	1709	44	840 B A
113389	225/60R18	100 / H	6.0 - 8.0	9	28.6	10.9	740	1764	44	840 B A
107842	225/65R17	102 / H	6.0 - 8.0	9	28.5	10.9	771	1874	44	840 B A
113390	235/50R19	103 XL / H	6.5 - 8.5	10	28.3	10.9	762	1929	50	840 B A
113391	235/55R17	99 / H	6.5 - 8.5	10	27.2	10.9	800	1709	44	840 B A
113392	235/55R18	100 / H	6.5 - 8.5	10	28.1	10.9	776	1764	44	840 B A
113393	235/55R19	105 XL / H	6.5 - 8.5	10	29.2	10.9	747	2039	50	840 B A
113394	235/60R18	107 XL / H	6.5 - 8.5	9.4	29.1	10.9	749	2150	50	840 B A
113395	235/65R17	104 / H	6.5 - 8.5	9.4	29.1	10.9	758	1984	44	840 B A
113396	235/65R18	106 / H	6.5 - 8.5	9.4	30	10.9	734	2094	44	840 B A
114849	235/70R16	109 XL / H	6.0 - 8.0	9.5	29	10.9	765	2271	50	840 B A
114850	245/45R19	102 XL / V	7.0 - 8.5	10	29.7	10.9	784	2039	50	840 B A
114851	245/50R20	105 XL / H	7.0 - 8.5	10	29.7	10.9	788	2039	50	840 B A
114852	245/55R19	107 XL / H	7.0 - 8.5	10	29.6	10.9	737	2150	50	840 B A
114853	245/60R18	109 XL / V	7.0 - 8.5	9.8	29.6	10.9	746	2271	50	840 B A
114854	245/65R17	111 XL / H	7.0 - 8.5	9.8	29.5	10.9	784	2403	50	840 B A
114855	245/70R17	114 XL / H	6.5 - 8.0	9.8	30.6	10.9	728	2601	50	840 B A
114856	255/50R20	109 XL / H	7.0 - 9.0	10.4	30.1	10.9	727	2535	50	840 B A
114857	255/55R19	111 XL / V	7.0 - 9.0	10.4	30	10.9	735	2403	50	840 B A
114858	255/55R20	110 XL / H	7.0 - 9.0	10.4	31	10.9	705	2337	50	840 B A
114859	255/65R18	115 XL / H	7.0 - 9.0	10.2	31	10.9	716	2679	50	840 B A





# CrossDrive AT & LT

The CEAT CrossDrive AT is crafted for outstanding performance on both city roads and off-road. A zig-zag tread pattern provides dependable traction while stone ejector technology helps prevent stone trapping.



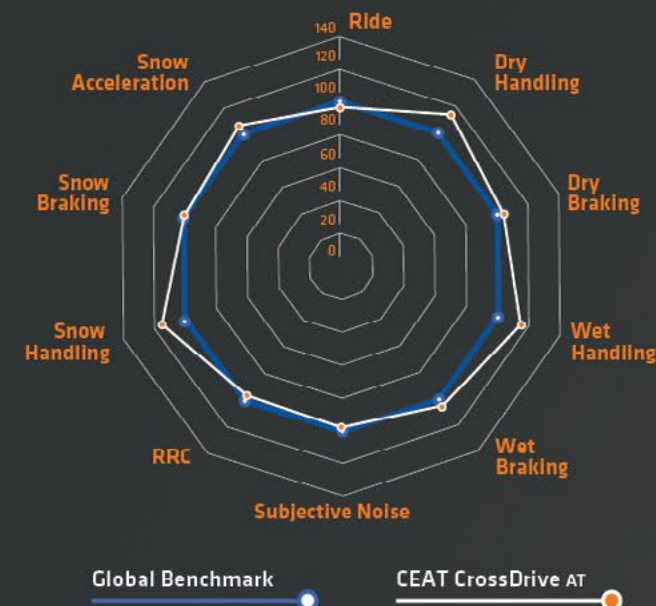
OUTSTANDING  
OFF-ROAD  
TRACTION



STONE  
EJECTOR  
TECHNOLOGY



REDUCED  
TIRE  
NOISE



PRODUCT CODE	TIRE SIZE / MODEL	LOAD / SPEED INDEX	RIM WIDTH [RANGE]	SW [INCH]	OD [INCH]	TREAD DEPTH [INCH / 32ND]	REVS PER MILE [45 MPH]	MAX LOAD [LBS]	MAX IP [PSI]	UTQG RATING
114003	245/65R17	107 / T	7.0 - 8.5	9.8	29.5	11.9	747	2149	44	580 B B
113996	245/70R17	110 / T	6.5 - 8.0	9.8	30.5	11.9	689	2337	44	580 B B
113998	245/75R16	111 / S	6.5 - 8.0	9.8	30.5	11.9	689	2403	44	580 B B
113997	265/60R18	110 / T	7.5 - 9.5	10.7	30.5	11.9	698	2337	44	580 B B
114004	265/70R16	112 / T	7.0 - 9.0	10.7	30.6	11.9	687	2469	44	580 B B
112932	265/70R17	115 / T	7.0 - 9.0	10.7	31.6	11.9	671	2679	44	580 B B
114002	LT235/85R16/LT	120/116 / R	6.0 - 7.5	9.3	31.7	15.2	678	3042	80	NA
114001	LT245/75R16/LT	120/116 / S	6.5 - 8.0	9.8	30.5	15.2	683	3042	80	NA
114000	LT245/75R17/LT	121/118 / S	6.5 - 8.0	9.8	31.5	15.2	665	3195	80	NA
112933	LT265/70R17/LT	121/118 / S	7.0 - 9.0	10.7	31.6	15.2	678	3195	80	NA
113999	LT265/75R16/LT	123/120 / R	7.0 - 9.0	10.5	31.6	15.2	674	3415	80	NA
114680	275/55R20	117 XL / T	7.5 - 9.5	11.2	31.9	11.9	689	2833	50	580 B B
114681	275/60R20	115 / H	7.5 - 9.5	11	33	11.9	665	2680	44	580 B B
114682	275/65R18	116 / T	7.5 - 9.5	11	32.1	11.9	687	2756	44	580 B B
114678	265/65R18	114 / H	7.5 - 9.5	10.7	31.5	11.9	702	2602	44	580 B B
114683	285/70R17	116 / T	7.5 - 9.5	11.5	32.8	11.9	578	2756	44	580 B B
114679	265/75R16	116 / T	7.0 - 9.0	10.5	31.7	11.9	708	2756	44	580 B B
114684	LT225/75R16/AT	115/112 / S	6.0 - 7.5	8.8	29.3	15.2	747	2680	80	NA





# CrossDrive HT

M+S

The CrossDrive HT is designed for excellent performance on city roads and highways, with a specially designed pattern and New Gen compound to provide a quiet ride and low rolling resistance. Confidently drive with handling performance that exceeds the competition.



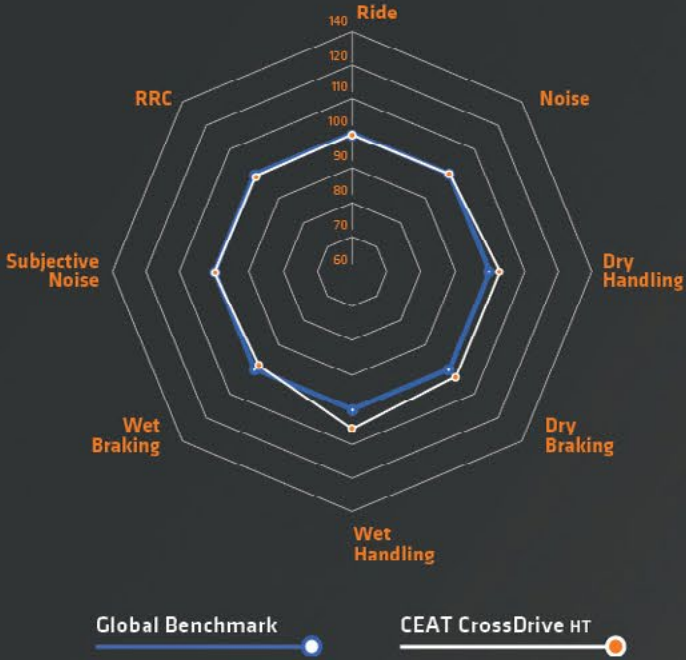
REDUCED  
BRAKING  
DISTANCE



SMOOTH  
RIDE



EXCELLENT  
TRACTION IN  
WET CONDITIONS



PRODUCT CODE	TIRE SIZE / MODEL	LOAD / SPEED INDEX	RIM WIDTH [RANGE]	SW [INCH]	OD [INCH]	TREAD DEPTH [INCH / 32ND]	REVS PER MILE [ @45 MPH]	MAX LOAD [LBS]	MAX IP [PSI]	UTQG RATING
114754	265/60R18	110 / H	7.5 - 9.5	10.7	30.5	11.9	725	2337	44	820 B A
114484	265/70R17	115 / H	7.0 - 9.0	10.7	31.7	11.9	692	2679	44	820 B A
114755	275/55R20	113 / H	7.5 - 9.5	11.2	31.9	11.9	692	2535	44	820 B A
114756	275/60R20	115 / H	7.5 - 9.5	11	33	11.9	671	2679	44	820 B A
114757	275/65R18	116 / H	7.5 - 9.5	11	32.1	11.9	692	2756	44	820 B A
114759	LT275/65R18	123/120 / S	8.0 - 9.5	11	32.1	15.2	667	3415	80	NA
114761	LT275/70R18	125/122 / S	7.0 - 9.0	11	32.1	15.2	646	3640	80	NA
114787	LT265/70R17	123/120 / S	7.0 - 9.0	10.7	31.7	15.2	691	3415	80	NA
114758	LT275/60R20	123/120 / S	8.0 - 9.5	11	33	15.2	647	3415	80	NA





# 4 SeasonDrive+

CEAT's 4 SeasonDrive+ ensures safe handling on all roads with maximum control and superior grip. Robust construction provides optimal road contact for uniform wear and longer tire life.



SUPERB CONTROL ON A VARIETY OF ROAD CONDITIONS



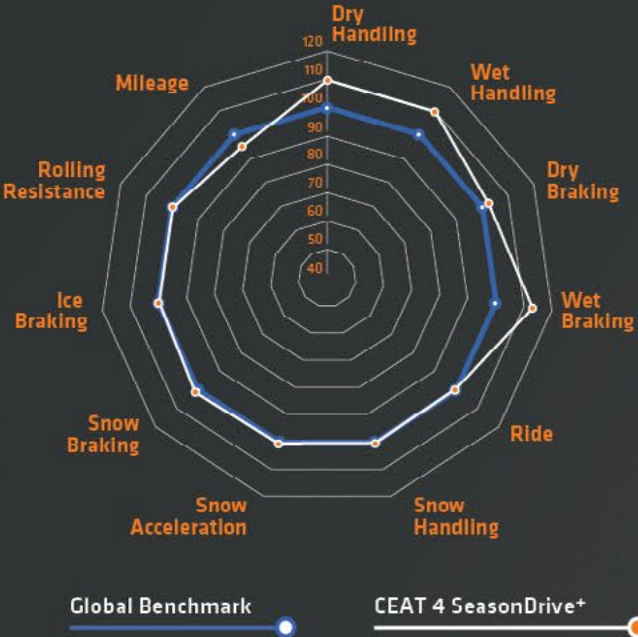
SUPERIOR GRIP AND BRAKING IN RAIN AND SNOW



OUTSTANDING HYDROPLANING RESISTANCE



CERTIFIED FOR WINTER CONDITIONS




PRODUCT CODE	TIRE SIZE	LOAD / SPEED INDEX	RIM WIDTH [RANGE]	SW [INCH]	OD [INCH]	TREAD DEPTH [INCH / 32ND]	REVS PER MILE [45 MPH]	MAX LOAD [LBS]	MAX IP [PSI]	UTQG RATING
113188	185/65R15	88 / H	5.0 - 6.5	7.4	24.4	11.5	848	1235	51	640 BA
113182	195/65R15	91 / V	5.5 - 7.0	8.2	25	11.5	834	1356	51	640 BA
113184	205/55R16	94 XL / V	5.5 - 7.5	8.4	24.9	11.5	834	1477	51	640 BA
113165	205/60R16	96 XL / V	5.5 - 7.5	8.2	25.7	11.5	805	1565	51	640 BA
113180	215/45R17	91 XL / V	7.0 - 8.0	8.4	24.6	11.5	829	1356	51	640 BA
113178	215/55R16	97 XL / V	6.0 - 7.5	8.9	25.3	11.5	821	1609	51	640 BA
113176	215/60R16	99 XL / V	6.0 - 7.5	8.7	26.1	11.5	798	1709	51	640 BA
113179	215/50R17	95 XL / V	6.0 - 7.5	8.9	25.5	11.5	808	1521	51	640 BA
113177	215/55R17	98 XL / V	6.0 - 7.5	8.9	26.3	11.5	788	1653	51	640 BA
113172	225/45R17	94 XL / V	7.0 - 8.5	8.9	25	11.5	821	1477	51	640 BA
113171	225/50R17	98 XL / V	6.0 - 8.0	9.2	25.9	11.5	798	1653	51	640 BA





# WinterDrive



PRODUCT CODE	TIRE SIZE	LOAD / SPEED INDEX	RIM WIDTH [RANGE]	SW [INCH]	OD [INCH]	TREAD DEPTH [INCH / 32ND]	REVS PER MILE [45 MPH]	MAX LOAD [LBS]	MAX IP [PSI]	UTQG RATING
104182	175/65R14	82 / T	5.0 - 6.0	7	23	12	892	1047	51	460 A A
104186	175/65R15	84 / T	5.0 - 6.0	7	24	12	860	1102	51	460 A A
104197	175/70R14	88 XL / T	4.5 - 6.0	7	23.7	12	868	1235	51	460 A A
104190	185/55R15	86 XL / H	5.0 - 6.5	7.6	23	12	886	1168	51	460 A A
104196	185/60R14	82 / H	5.0 - 6.5	7.4	22.8	12	899	1047	51	460 A A
104184	185/60R15	88 XL / H	5.0 - 6.5	7.4	23.7	12	860	1235	51	460 A A
105005	185/65R14	86 / H	5.0 - 6.5	7.4	23.5	12	877	1168	51	460 A A
104183	185/65R15	88 / H	5.0 - 6.5	7.4	24.4	12	845	1235	51	460 A A
105007	195/50R15	82 / H	5.5 - 7.0	7.9	22.7	12	896	1047	51	460 A A
106148	185/70R14	88 / T	4.5 - 6.0	7.4	24.3	12	854	1235	51	460 A A
105006	195/55R15	89 XL / H	5.5 - 7.0	7.9	23.4	12	871	1278	51	460 A A
104189	195/55R16	87 / H	5.5 - 7.0	7.9	24.4	12	840	1202	51	460 A A
104194	195/60R15	88 / H	5.5 - 7.0	7.9	24.2	12	857	1235	51	460 A A
104187	195/65R15	91 / H	5.5 - 7.0	7.9	25	12	832	1356	51	460 A A
105010	205/50R17	93 XL / V	5.5 - 7.5	8.4	25.1	12	811	1433	51	460 A A
105812	205/55R16	94 XL / V	5.5 - 7.5	8.4	24.9	12	826	1356	51	460 A A
106149	205/60R15	91 / H	5.5 - 7.5	8.2	24.7	12	840	1356	51	460 A A
104195	205/60R16	96 XL / H	5.5 - 7.5	8.2	25.7	12	805	1565	51	460 A A
105809	215/45R17	91 XL / V	7.0 - 8.0	8.4	24.6	12	826	1356	51	460 A A
106150	215/50R17	95 XL / V	6.0 - 7.5	8.9	25.5	12	803	1521	51	460 A A
104200	215/55R16	97 XL / H	6.0 - 7.5	8.9	25.3	12	816	1609	51	460 A A
105009	215/55R17	98 XL / V	6.0 - 7.5	8.9	26.3	12	786	1653	51	460 A A
105008	215/60R16	99 XL / H	6.0 - 7.5	8.7	26.1	12	798	1709	51	460 A A
105810	215/60R17	100 XL / V	6.0 - 7.5	8.7	27.2	12	762	1764	51	460 A A
104193	215/65R16	98 / H	6.0 - 7.5	8.7	27	12	771	1653	51	460 A A
105811	225/40R18	92 XL / V	7.5 - 9.0	9.1	25.1	12	803	1389	51	460 A A
104185	225/45R17	94 XL / V	7.0 - 8.5	8.9	25	12	818	1477	51	460 A A
104199	225/50R17	98 XL / V	6.0 - 8.0	9.2	25.9	12	793	1653	51	460 A A
105002	225/55R17	101 XL / V	6.0 - 8.0	9.2	26.8	12	774	1819	51	460 A A

The CEAT WinterDrive  
tire navigates wet and  
icy surfaces with ease  
with an effective footprint  
offering a large contact  
area and superior grip,



EXCELLENT  
CONTROL ON  
WET SURFACES



SUPERIOR  
GRIP IN SNOW  
AND ICE



OUTSTANDING  
HYDROPLANING  
RESISTANCE



SMOOTH  
RIDE





# SportDrive

More control the faster you go!

Feel confident at any speed

with the CEAT SportDrive.

Robust construction and a

rigid shoulder ensures stability

and precise steering control

in all driving conditions.



**PRECISE  
HANDLING**



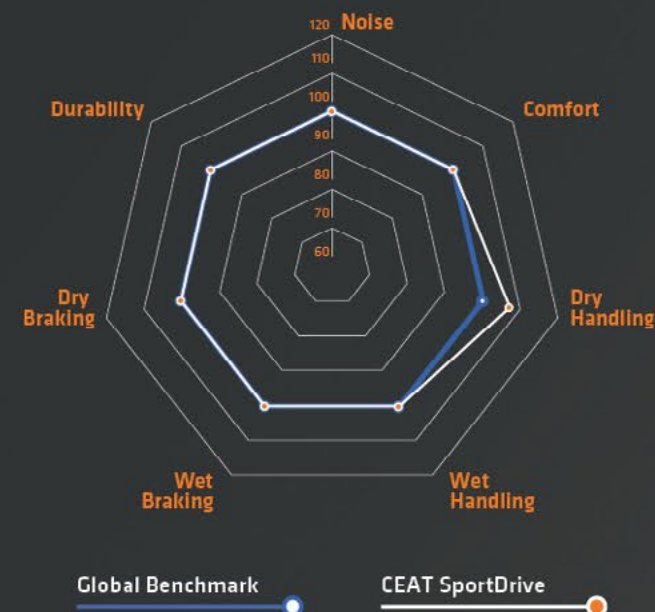
**SUPERIOR  
CORNERING**



**SMOOTH  
RIDE**



**SUPERIOR  
TRACTION**

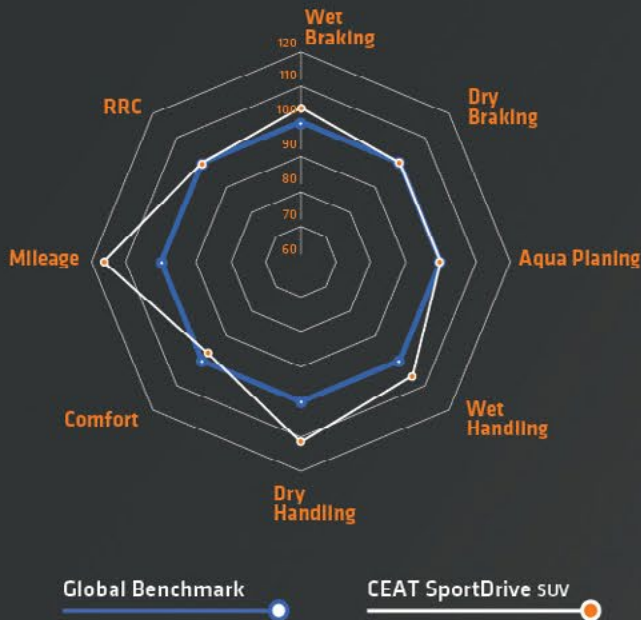


PRODUCT CODE	TIRE SIZE	LOAD / SPEED INDEX	RIM WIDTH [RANGE]	SW [INCH]	OD [INCH]	TREAD DEPTH [INCH / 32ND]	REVS PER MILE [45 MPH]	MAX LOAD [LBS]	MAX IP [PSI]	UTQG RATING
104535	205/45R17	88 XL / Y	6.5 - 7.5	8.1	24.3	10.5	834	1235	51	320 A A
104202	215/45R17	91 XL / Y	7.0 - 8.0	8.4	24.6	10.5	840	1356	51	320 A A
104204	225/40R18	92 XL / Y	7.5 - 9.0	9.1	25.1	10.5	811	1389	51	320 A A
103753	225/45R17	94 XL / Y	7.0 - 8.5	8.9	25	10.5	826	1477	51	320 A A
106309	225/45R18	95 XL / Y	7.0 - 8.5	8.9	25.9	10.5	800	1521	51	320 A A
104203	225/50R17	98 XL / Y	6.0 - 8.0	9.2	25.9	10.5	798	1653	51	320 A A
106407	225/55R16	99 XL / W	6.0 - 8.0	9.2	25.7	10.5	805	1709	51	320 A A
106408	225/55R17	101 XL / W	6.0 - 8.0	9.2	26.8	10.5	779	1819	51	320 A A
105777	225/55R18	102 XL / W	6.0 - 8.0	9.2	27.8	10.5	749	1874	51	320 A A
105770	235/35R19	91 XL / Y	8.0 - 9.0	9.5	25.5	10.5	813	1356	51	320 A A
106308	235/40R18	95 XL / Y	8.0 - 9.5	9.5	25.4	10.5	818	1521	51	320 A A
104538	235/45R17	97 XL / Y	7.5 - 9.0	9.3	25.4	10.5	821	1609	51	320 A A
105778	235/45R18	98 XL / Y	7.5 - 9.0	9.3	26.3	10.5	791	1654	51	320 A A
105779	235/55R18	104 XL / W	6.5 - 8.5	9.6	28.1	10.5	740	1984	51	320 A A
104537	245/40R18	97 XL / Y	8.0 - 9.5	9.8	25.7	10.5	795	1609	51	320 A A
105780	245/45R17	99 XL / Y	7.5 - 9.0	9.6	25.7	10.5	803	1709	51	320 A A
104540	245/45R18	100 XL / Y	7.5 - 9.0	9.6	26.7	10.5	769	1764	51	320 A A
105769	255/35R19	96 XL / W	8.5 - 10	10.2	26	10.5	781	1565	51	320 A A
106614	255/40R18	99 XL / Y	8.5 - 10	10.2	26	10.5	798	1709	51	320 A A
106716	265/35R20	99 XL / Y	9.0 - 10.5	10.7	27.3	10.5	786	1709	51	320 A A





# SportDrive suv



The combination of an asymmetrical tread pattern and twin shoulder block design provides excellent support for lateral forces during cornering,



SUPERIOR CORNERING



PRECISE HANDLING



LOW NOISE



SMOOTH RIDE

PRODUCT CODE	TIRE SIZE	LOAD / SPEED INDEX	RIM WIDTH [RANGE]	SW [INCH]	OD [INCH]	TREAD DEPTH [INCH / 32ND]	REVS PER MILE [45 MPH]	MAX LOAD [LBS]	MAX IP [PSI]	UTQG RATING
106314	215/65R17	103 / V	6.0 - 7.5	8.7	28	10.5	740	1929	51	440 A A
106315	225/60R17	103 XL / V	6.0 - 8.0	9	27.6	10.5	749	1929	51	440 A A
106317	225/65R17	106 XL / V	6.0 - 8.0	9	28.5	10.5	728	2094	51	440 A A
106318	235/50R18	101 XL / V	6.5 - 8.5	9.6	27.3	10.5	760	1819	51	440 A A
106316	235/55R19	105 XL / W	6.5 - 8.5	9.6	29.2	10.5	713	2039	51	440 A A
106319	235/60R18	107 XL / W	6.5 - 8.5	9.4	29.1	10.5	715	2149	51	440 A A
106320	235/65R17	108 XL / V	6.5 - 8.5	9.4	29.1	10.5	722	2205	51	440 A A
106710	245/45R20	103 XL / W	7.5 - 9.0	9.6	28.7	10.5	722	1929	51	440 A A
106714	255/45R20	105 XL / W	8 - 9.5	10	29.1	10.5	713	2039	51	440 A A





# SecuraDrive

Enjoy peace of mind when driving on wet roads with smart compounding and an optimized tread design providing superior wet grip.



HIGH MILEAGE



PRECISE CONTROL



SUPERIOR WET GRIP



SMOOTH RIDE



PRODUCT CODE	TIRE SIZE	LOAD / SPEED INDEX	RIM WIDTH [RANGE]	SW [INCH]	OD [INCH]	TREAD DEPTH [INCH / 32ND]	REVS PER MILE [45 MPH]	MAX LOAD [LBS]	MAX IP [PSI]	UTQG RATING
103758	185/65R15	88 / H	5.0 - 6.5	7.4	24.4	9.2	892	1235	51	360 A A
105097	195/60R15	88 / V	5.5 - 7.0	7.9	24.2	10.5	848	1235	51	360 A A
105098	195/65R15	95 XL / V	5.5 - 7.0	7.9	25	10.5	877	1356	51	360 A A
103661	205/50R17	93 / W	5.5 - 7.5	8.4	25.1	10.5	813	1433	51	360 A A
103647	205/55R16	91 / V	5.5 - 7.5	8.4	24.9	10.5	832	1356	51	360 A A
104269	205/60R15	91 / V	5.5 - 7.5	8.2	24.7	10.5	843	1356	51	360 A A
104266	205/60R16	96 XL / V	5.5 - 7.5	8.2	25.7	10.5	811	1565	51	360 A A
104267	205/65R15	94 / V	5.5 - 7.5	8.2	25.5	10.5	824	1477	51	360 A A
103665	215/50R17	95 XL / W	6.0 - 7.5	8.9	25.5	10.5	808	1521	51	360 A A
103666	215/55R17	94 / W	6.0 - 7.5	8.9	26.3	10.5	791	1477	51	360 A A
104271	215/55R18	99 XL / V	6.0 - 7.5	8.9	27.3	10.5	762	1709	51	360 A A
103662	215/60R16	99 / V	6.0 - 7.5	8.7	26.1	10.5	798	1709	51	360 A A
105156	215/60R17	96 / H	6.0 - 7.5	8.7	27.2	10.5	765	1764	51	360 A A
104265	215/65R16	98 / V	6.0 - 7.5	8.7	27	10.5	774	1653	51	360 A A
105157	235/55R17	99 / V	6.5 - 8.5	10	27.2	10.5	762	1929	51	360 A A



# Tire Size Chart

PRODUCT CODE	SIZE	TIRE SIZE	RIM SIZE	LOAD / SPEED INDEX	PLATFORM	STATUS
104182	175	175/65	14	82 / T	WinterDrive	Available
104186		175/65	15	84 / T	WinterDrive	Available
104197		175/70	14	88 XL / T	WinterDrive	Available
104190		185/55	15	86 XL / H	WinterDrive	Available
104196	185	185/60	14	82 / H	WinterDrive	Available
104184		185/60	15	88 XL / H	WinterDrive	Available
105005		185/65	14	86 / H	WinterDrive	Available
113412		185/65	15	88 / H	SecureDrive AS	Available
113188		185/65	15	88 / H	4SeasonDrive+	Available
104183		185/65	15	88 / H	WinterDrive	Available
103758		185/65	15	88 / H	SecuraDrive	Available
106148		185/70	14	88 / T	WinterDrive	Available
105007	195	195/50	15	82 / H	WinterDrive	Available
105006		195/55	15	89 XL / H	WinterDrive	Available
104189		195/55	16	87 / H	WinterDrive	Available
104194		195/60	15	88 / H	WinterDrive	Available
105097		195/60	15	88 / V	SecuraDrive	Available
113413		195/65	15	91 / H	SecureDrive AS	Available
113182		195/65	15	91 / V	4SeasonDrive+	Available
104187		195/65	15	91 / H	WinterDrive	Available
105098	205	195/65	15	95 XL / V	SecuraDrive	Available
104535		205/45	17	88 XL / Y	SportDrive	Available
105010		205/50	17	93 XL / V	WinterDrive	Available
103661		205/50	17	93 / W	SecuraDrive	Available
113414		205/55	16	91 / H	SecureDrive AS	Available
113184		205/55	16	94 XL / V	4SeasonDrive+	Available
105812		205/55	16	94 XL / V	WinterDrive	Available
103647		205/55	16	91 / V	SecuraDrive	Available
104269	215	205/60	15	91 / V	SecuraDrive	Available
106149		205/60	15	91 / H	WinterDrive	Available
113418		205/60	16	92 / H	SecureDrive AS	Available
113165		205/60	16	96 XL / V	4SeasonDrive+	Available
104195		205/60	16	96 XL / H	WinterDrive	Available
104266		205/60	16	96 XL / V	SecuraDrive	Available
113426		205/65	16	95 / H	SecureDrive AS	Available
104267		205/65	15	94 / V	SecuraDrive	Available
113427	215	215/45	17	91 XL / H	SecureDrive AS	Available
113180		215/45	17	91 XL / V	4SeasonDrive+	Available
105809		215/45	17	91 XL / V	WinterDrive	Available
104202		215/45	17	91 XL / Y	SportDrive	Available
113428		215/50	17	95 XL / H	SecureDrive AS	Available

PRODUCT CODE	SIZE	TIRE SIZE	RIM SIZE	LOAD / SPEED INDEX	PLATFORM	STATUS
113428	215	215/50	17	95 XL / H	SecureDrive AS	Available
106150		215/50	17	95 XL / V	WinterDrive	Available
103665		215/50	17	95 XL / W	SecuraDrive	Available
113178		215/55	16	97 XL / V	4SeasonDrive+	Available
104200		215/55	16	97 XL / H	WinterDrive	Available
113429		215/55	16	97 XL / H	SecureDrive AS	Available
107841		215/55	17	94 / V	SecureDrive AS	Available
113177		215/55	17	98 XL / V	4SeasonDrive+	Available
105009		215/55	17	98 XL / V	WinterDrive	Available
103666		215/55	17	94 / W	SecuraDrive	Available
104271		215/55	18	99 XL / V	SecuraDrive	Available
113384		215/55	18	95 / H	SecureDrive SUV AS	Available
113430		215/60	16	95 / H	SecureDrive AS	Available
113176		215/60	16	99 XL / V	4SeasonDrive+	Available
105008		215/60	16	99 XL / H	WinterDrive	Available
103662		215/60	16	99 / V	SecuraDrive	Available
105810	225	215/60	17	100 XL / V	WinterDrive	Available
105156		215/60	17	96 / H	SecuraDrive	Available
104193		215/65	16	98 / H	WinterDrive	Available
113385		215/65	16	98 / H	SecureDrive SUV AS	Available
104265		215/65	16	98 / V	SecuraDrive	Available
113386		215/65	17	103 XL / H	SecureDrive SUV AS	Available
106314		215/65	17	103 / V	SportDrive SUV	Available
105811		225/40	18	92 XL / V	WinterDrive	Available
104204		225/40	18	92 XL / Y	SportDrive	Available
113431		225/45	17	94 XL / H	SecureDrive AS	Available
113172		225/45	17	94 XL / V	4SeasonDrive+	Available
104185		225/45	17	94 XL / V	WinterDrive	Available
103753		225/45	17	94 XL / Y	SportDrive	Available
106309		225/45	18	95 XL / Y	SportDrive	Available
113432		225/50	17	98 XL / H	SecureDrive AS	Available
113171		225/50	17	98 XL / V	4SeasonDrive+	Available
104199	225	225/50	17	98 XL / V	WinterDrive	Available
104203		225/50	17	98 XL / Y	SportDrive	Available
106407		225/55	16	99 XL / W	SportDrive	Available
106408		225/55	17	101 XL / W	SportDrive	Available
113433		225/55	17	101 XL / H	SecureDrive AS	Available
105002		225/55	17	101 XL / V	WinterDrive	Available
113387		225/55	18	98 / H	SecureDrive SUV AS	Available
105777		225/55	18	102 XL / W	SportDrive	Available
106315		225/60	17	103 XL / V	SportDrive SUV	Available



# Tire Size Chart

CONTINUED

PRODUCT CODE	SIZE	TIRE SIZE	RIM SIZE	LOAD / SPEED INDEX	PLATFORM	STATUS
113388	225	225/60	17	99 / H	SecureDrive SUV AS	Available
113389		225/60	18	100 / H	SecureDrive SUV AS	Available
107842		225/65	17	102 / H	SecureDrive SUV AS	Available
106317		225/65	17	106 XL / V	SportDrive SUV	Available
114684		LT225/75	16/AT	115/112 / S	CrossDrive AT & LT	Available
105770	235	235/35	19	91 XL / Y	SportDrive	Available
106308		235/40	18	95 XL / Y	SportDrive	Available
113434		235/40	19	96 XL / V	SecureDrive AS	Available
104538		235/45	17	97 XL / Y	SportDrive	Available
113435		235/45	18	98 XL / H	SecureDrive AS	Available
105778		235/45	18	98 XL / Y	SportDrive	Available
113436		235/50	18	97 / H	SecureDrive AS	Available
106318		235/50	18	101 XL / V	SportDrive SUV	Available
113390		235/50	19	103 XL / H	SecureDrive SUV AS	Available
113391		235/55	17	99 / H	SecureDrive SUV AS	Available
105157		235/55	17	99 / V	SecuraDrive	Available
113392		235/55	18	100 / H	SecureDrive SUV AS	Available
105779		235/55	18	104 XL / W	SportDrive	Available
113393		235/55	19	105 XL / H	SecureDrive SUV AS	Available
106316		235/55	19	105 XL / W	SportDrive SUV	Available
113394		235/60	18	107 XL / H	SecureDrive SUV AS	Available
106319		235/60	18	107 XL / W	SportDrive SUV	Available
106320		235/65	17	108 XL / V	SportDrive SUV	Available
113395		235/65	17	104 / H	SecureDrive SUV AS	Available
113396		235/65	18	106 / H	SecureDrive SUV AS	Available
114849		235/70	16	109 XL / H	SecureDrive SUV AS	Available
114002		LT235/85	16/LT	120/116 / R	CrossDrive AT & LT	Available
104537	245	245/40	18	97 XL / Y	SportDrive	Available
105780		245/45	17	99 XL / Y	SportDrive	Available
104540		245/45	18	100 XL / Y	SportDrive	Available
114850		245/45	19	102 XL / V	SecureDrive SUV AS	Available
106710		245/45	20	103 XL / W	SportDrive SUV	Available
114851		245/50	20	105 XL / H	SecureDrive SUV AS	Available
114852		245/55	19	107 XL / H	SecureDrive SUV AS	Available
114853		245/60	18	109 XL / V	SecureDrive SUV AS	Available
114854		245/65	17	111 XL / H	SecureDrive SUV AS	Available
114003		245/65	17	107 / T	CrossDrive AT & LT	Available
114855		245/70	17	114 XL / H	SecureDrive SUV AS	Available
113996		245/70	17	110 / T	CrossDrive AT & LT	Available
113998		245/75	16	111 / S	CrossDrive AT & LT	Available
114001		LT245/75	16/LT	120/116 / S	CrossDrive AT & LT	Available
114000		LT245/75	17/LT	121/118 / S	CrossDrive AT & LT	Available

PRODUCT CODE	SIZE	TIRE SIZE	RIM SIZE	LOAD / SPEED INDEX	PLATFORM	STATUS
105769	255	255/35	19	96 XL / W	SportDrive	Available
106614		255/40	18	99 XL / Y	SportDrive	Available
106714		255/45	20	105 XL / W	SportDrive SUV	Available
114856		255/50	20	109 XL / H	SecureDrive SUV AS	Available
114857		255/55	19	111 XL / V	SecureDrive SUV AS	Available
114858	265	255/55	20	110 XL / H	SecureDrive SUV AS	Available
114859		255/65	18	115 XL / H	SecureDrive SUV AS	Available
106716		265/35	20	99 XL / Y	SportDrive	Available
113997		265/60	18	110 / T	CrossDrive AT & LT	Available
114754		265/60	18	110 / H	CrossDrive HT	Available
114678	275	265/65	18	114 / H	CrossDrive AT & LT	Available
114004		265/70	16	112 / T	CrossDrive AT & LT	Available
112932		265/70	17	115 / T	CrossDrive AT & LT	Available
114484		265/70	17	115 / H	CrossDrive HT	Available
114679		265/75	16	116 / T	CrossDrive AT & LT	Available
112933	285	LT265/70	17/LT	121/118 / S	CrossDrive AT & LT	Available
114787		LT265/75	16	123/120 / s	CrossDrive HT	Available
113999		LT265/75	16/LT	123/120 / R	CrossDrive AT & LT	Available
114680		275/55	20	117 XL / T	CrossDrive AT & LT	Available
114755		275/55	20	113 / H	CrossDrive HT	Available
114681	285	275/60	20	115 / H	CrossDrive AT & LT	Available
114756		275/60	20	115 / H	CrossDrive HT	Available
114682		275/65	18	116 / T	CrossDrive AT & LT	Available
114757		275/65	18	116 / H	CrossDrive HT	Available
114758		LT275/60	20	123/120 / s	CrossDrive HT	Available
114759	285	LT275/65	18	123/120 / s	CrossDrive HT	Available
114761		LT275/70	18	125/122 / s	CrossDrive HT	Available
114683		285/70	17	116 / T	CrossDrive AT & LT	Available
106315		225/60	17	103 XL / V	SportDrive SUV	Available



# Tire Warranty

## CEAT PASSENGER AND LIGHT TRUCK TIRES

### I. ELIGIBILITY

You are covered by this Limited Warranty

Policy if all of the following criteria are met:

1. You are the original owner, or original owner's authorized Agent, of the Product;
2. The Product was purchased from an authorized distributor of CEAT;
3. The Product has been used only on the vehicle on which they were originally installed according to the vehicle manufacturers or CEAT's recommendations;
4. The Product has a size and speed rating equivalent to or greater than that specified by the vehicle manufacturer;
5. The Product is duly inspected by an authorized distributor/representative of CEAT;
6. After due examination of the Product on presentation, it is certified by the authorized representative to have an adjustable defect as per policy.
7. The Product is within the Warranty Period and,
8. The Product is not covered in any of the exclusions mentioned in Article V in the detailed warranty page.

### II. CEAT OFFERS THE FOLLOWING KINDS OF LIMITED WARRANTIES FOR THE PRODUCTS

#### 1. Free Replacement

- i. The Eligible Product will be replaced with a comparable new tire of the same pattern or a tire with the same basic construction but with different sidewall or tread configuration free of

charge during the first 2/32" (i.e. up to 20% wear) of usable original tread depth or twelve months from date of purchase (in the absence of proof of purchase, DOT will be used), whichever earlier.

II. The cost of demounting, mounting and balancing and other service charges, disposal fees, or applicable taxes are not covered under this Limited Warranty Policy and shall be borne by the Customer.

#### 2. Pro-rated Replacement

- i. An Eligible Product worn beyond the first 2/32" (i.e. more than 20% wear) of original usable tread depth or after 12 months from the date of purchase (in the absence of proof of purchase, DOT Identification Number will be used) but within the Warranty Period, shall be replaced with a new tire of the same pattern or a tire with the same basic construction but with different sidewall or tread configuration against credit for such replacement on pro rata basis.\*

#### 3. Road Hazard Limited Warranty

- i. In case the Product has been damaged beyond repair due to normal road hazard conditions (e.g. unrepairable cut, puncture, snag, or impact break) within the first 2/32" (20%) of the original tread depth (O.T.D.) or within 12 months from the date of purchase (in the absence of proof of purchase, DOT will be used), whichever is earlier, the Product shall be replaced with a new tire of the same pattern or a tire with the same basic construction but with different sidewall or tread configuration, free of cost.

II. The cost of demounting, mounting and balancing and other service charges, disposal fees, or applicable taxes are not covered under this policy and shall be borne by the Customer.

#### 4. Treadwear Limited Warranty

- i. In case the Eligible Tire is of the following sub-brands of CEAT (Treadwear Warranty Tires) and if the same wears out evenly (wears down to 2/32nds remaining depth) before covering the millage warranted in the following table.

SI #	PLATFORMS	WARRANTY MILEAGE
1	SECURADRIVE	45000 MILES
2	SPORTDRIVE	40000 MILES
3	4SEASONDRIVE	60000 MILES
4	WINTERDRIVE	45000 MILES
5	SPORTDRIVE SUV	35000 MILES
6	SECUREDRIVE A/S	80000 MILES
7	SECUREDRIVE SUV A/S	80000 MILES
8	CROSSDRIVE AT	60000 MILES
9	CROSSDRIVE LT-AT	60000 MILES
10	CROSSDRIVE HT	70000 MILES
11	CROSSDRIVE LT-HT	70000 MILES

CEAT will provide a replacement allowance toward the Purchase of a new tire of the same size and type calculated in the manner hereinafter mentioned, under the following conditions:

- To make a claim, Original purchaser must present their original sales receipt, tire service records and tire rotation records to the purchasing dealer from where the tires were originally purchased along with the Treadwear Warranty Tires.

- The aforesaid Mileage Warranty will be considered void if the tire rotation records are not produced or if the produced records shows that the tires were not rotated every 7500 miles or for vehicles with a staggered fitment (different size on the front and rear axles).
- The cost of demounting, mounting and balancing and other service charges, disposal fees, or applicable taxes are not covered under this policy and shall be borne by the Customer.
- This Limited Tread Warranty only applies to the original purchaser of a set of four (4) or more Eligible Tires. Any claims for less than a full set of tires will not be accepted.
- The tire should wear out evenly i.e. having no more than 1/32 (0.8 mm) difference in remaining tread depth between any two major tread grooves across the tire.
- In case the Treadwear Warranty Tires are WinterDrive tires, this warranty shall be available only if the installation and removal date is documented for each Winter Period. "Winter Period" is defined as the period beginning on or after September 1st of a given year and ending no later than April 30 of the following year.
- This warranty is not applicable to tires delivered as original equipment (OE) on your vehicles.

- ii. The replacement allowance will be calculated by multiplying the percentage of the warranted miles not covered with the price of the replacement tire, as explained in the following example.



# Tire Warranty

CONTINUED

EXAMPLE	
Company sells tire to DT for	\$100
The tires installed.	CEAT SportDrive
The odometer indicated mileage at time of removal	90,750 Miles
The odometer indicated mileage when tires installed.	70,750 Miles
Total miles Covered	90,750 Miles - 70,750 Miles = 20,000 Miles
Percentage Warranted Miles not covered	(35,000 - 20,000) Miles / 35,000 Miles = 0.43 or 43%
Replacement Allowance	\$100 x 0.43 = \$43

The cost of demounting, mounting and balancing and other service charges, disposal fees, or applicable taxes are not covered under this policy and shall be borne by the Customer

5. CEAT 90-DAY FREE TRIAL OFFER

- i. Subject to the exclusion set out in Article IV (5) (v)\* as mentioned in the detailed warranty process, all original purchasers of the Product are covered by the 90-Day Customer Satisfaction Free Trial offer.
- ii. If for any reason, other than an excluded conditions listed below, you are not satisfied with your new set of four tires within 90 days from date of purchase - or the first 2/32nds of an inch (1.6 mm) (whichever comes first) you may exchange for a corresponding number of the same tire or with a tire of the same pattern or same basic construction but with different sidewall or tread configuration of CEAT brand tires.\*

\* For more details, visit the warranty policy on our website [www.ceattires.us](http://www.ceattires.us).

For any further information, support, or clarification please contact:

Daniel Fields  
[Daniel.Fields@CEAT.com](mailto:Daniel.Fields@CEAT.com)

- OR -

Marvin Banks  
[Marvin.Banks@CEAT.com](mailto:Marvin.Banks@CEAT.com)











---

[CEATtires.us](https://CEATtires.us)